

SUPER PRO EVO

PROFESSIONAL MANUAL TILE CUTTER

TRANSPORT

Very easy to carriage with all the parts closed, to reduce the encumbrance.

PACKAGING

Multilingual flexographed packaging.

	Art. 35125	Art. 3590	Art. 3565
CUTTING LENGTH	1250 mm	900 mm	650 mm
MAX TILE SIZE FOR DIAGONAL CUTS	884x884 mm	636x636 mm	460x460 mm
CUTTING THICKNESS	4 - 18 mm		
CUTTING WHEEL	Ø 22 x 6,1 x 4,7 mm		
PACKING DIMENSION	1600x300x 210 mm	1250x300x 210 mm	1000x300x 210 mm
PIECES ON PALLET	20	30	40
PALLET DIMENSION	720x1750x 2250 mm	900x1250x 2250 mm	1200x1000x 2250 mm
NET WEIGHT	11,5 Kg	9,5 Kg	8 Kg



AUTHORIZED DEALER:




Z. i. 2 - Via Cavatorta, 6/1 | 48033 Cotignola (Ra) | ITALY
www.battipav.com | sales@battipav.com



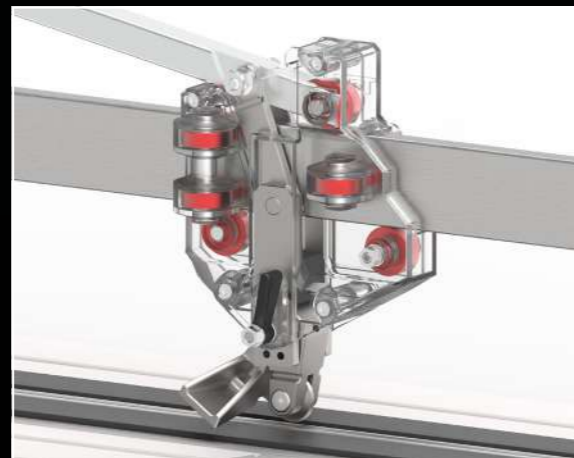
June 2020

BATTIPAV™

MACCHINE PER EDILIZIA | MACHINES FOR BUILDING



TILE SUPPORT
Made in aluminum with a very visible millimeter scale





CARRIAGE
Carriage with 9 ball-bearings, 4 of which are adjustable to assure a perfect sliding and top precision.

STRUCTURE

Strong body made in aluminium draw-plate to get rigidity and lightness at the same time.



PUSHING CUTTING SYSTEM



WORKING TABLE
In shaped and cushioned steel with cutting line in stainless steel.

LATERAL FENCE



DIAGONAL CUTS
Square ruler with direct reading for **diagonal cuts**.



STRAIGHT CUTS
Square ruler with direct reading for **straight cuts**.